






























































Section 7 Clue Sheet

Specially Designed Instruction (SDI): Type of Instruction - What the instruction will be that a regular education teacher couldn't do on a regular basis? (prove your degree)	Provider Title	Location	Time and Frequency
<p> Clue: Make it specific!</p> <ul style="list-style-type: none"> <li> <b>Group Size:</b> individual, small group</li> <li> <b>What Instruction?</b> Direct/intensive instruction, pre-teach, breaking down the language/steps, repeated/guided practice, social skills training in..., speech and language therapy in ...</li> <li> <b>What Skill?</b> Phonics, decoding words, oral reading, vocabulary, comprehension (making connections, ask questions, self-monitor, infer, determine importance, summarize), analysis of the structure of words, Language</li> <li> <b>How/Through?</b> Modeling/promoting, with a multisensory approach, shaping/expansion, role play, corrective feedback, paired reading, frequent reinforcement/redirection, repeated practice, teach strategies in.....</li> <li> <b>Conditions?</b> Prior to the presentation of material in the classroom, using ___ grade level</li> </ul> <p> Clue: Do not use vague terms such as "special reading program", "math instruction/intervention services", "small group", "social skills", "multi-sensory approach", "speech/language services", "support in classroom" ...</p> <p> Clue: Services delivered by an aide do not belong here, but in <b>Support for School Personnel.</b></p> <p> Clue: <b>Consultative services</b> (adult to adult) belong in <b>Support for School Personnel.</b></p> <p> Clue: <b>Every IEP MUST have some type of Specially Designed Instruction.</b> If it is a Speech Primary Handicapping Condition student – code minutes delivered by SLP only in Specially Designed Instruction and NOT in both Specially Designed Instruction and Related Services.</p>	<p> Clue: Should only be one provider unless you are co-teaching.</p> <p> Clue: If you need more than one provider chances are the specially designed instruction or frequency is different – so create a new set of boxes for each provider.</p>	<p> Clue: If more than one location, create a new set of boxes for each location (i.e. classroom and pull out resource room).</p> <p> Clue: <b>Never use vague terms</b> such as "and/or", "as needed", "across all school settings".</p>	<p> Clue: Put time in minutes or hours</p> <p> Clue: Frequency can be daily, weekly, monthly, quarterly...</p> <p> Clue: It should not be the "entire bell" – but just the time the student is receiving specially designed instruction.</p> <p> Clue: Time and frequency could be contingent on "trigger events" (for increase/decrease of services), but should be well explained (i.e. "when the student exhibits 2+ instances of aggressive physical contact with peers or adults direct IS support will be implemented for (time and frequency), when student has calmed and returned to schedule without aggressive behavior direct IS support will be provided for (time and frequency)".)</p>
Related Services	Provider Title	Location	Time and Frequency
<p> Clue: Be specific about the service delivered like Specially Designed Instruction (SDI) above.</p> <p> Clue: If a related service provider (i.e. OT, PT) is the only one delivering specially designed instruction – it belongs in the top specially designed instruction box, not related service.</p>	<p> Clue: See SDI above</p>	<p> Clue: See SDI above</p>	<p> Clue: See SDI above</p>
Assistive Technology (AT)	Provider Title	Location	Time and Frequency
<p> Clue: Be specific about the service delivered like the Specially Designed Instruction above. (i.e. all books enlarged if under 24 font, which reading material scanned and converted into text to speech, etc...)</p> <p> Clue: Do not name the technology but instead describe the features the child needs (i.e. voice output communication device, with 40 cells, the ability to hide/reveal, dynamic organization of core vocabulary...)</p>	<p> Clue: Explain:</p> <ul style="list-style-type: none"> <li> who will prepare the material,</li> <li> who will train whom on what (i.e. programming, scanning), etc.</li> <li> who will maintain</li> </ul>	<p> Clue: Access to the communication device during:</p> <ul style="list-style-type: none"> <li> English Language Arts</li> <li> All academic classes</li> <li> Non-instructional times such as lunch/recess,</li> <li> Home for continued</li> </ul>	<p> Clue: Access to AT device during</p> <ul style="list-style-type: none"> <li> Writing activities in the English Language Arts (ELA) bell</li> <li> ELA for any assignment/activity which involves writing more than a sentence</li> <li> ELA &amp; Science – for independent reading assignments, over a paragraph that are given to all students</li> </ul>

Section 7 Clue Sheet

<p> Clue: If you marked AT as a special factor – there should be something in this section</p>	<p>device (i.e. charging, repairing)</p>	<p>practice on goals ....</p>	<p>o Include frequency and duration of the prep and training o Trigger events- given a task/activity that has not yet been completed using (AT device) student will require Direct instruction in that task (time/frequency)</p>
<b>Accommodations</b>			
<p> Clue: Be specific about the accommodations that are needed (when, under what conditions, for how long, etc...)(i.e. scribe when over a paragraph, extended time when writing over 1 page not to exceed double the allotted time)</p> <p> Clue: Be sure to define extended time</p> <p> Clue: be specific enough so if the child moved you would know what they need</p> <p> Clue: these accommodations must match what is in section 12 and there must be a justification</p> <p> Clue: these accommodations must be for ALL assessments and not just the OAA and OGT</p>	<p><b>Provider Title</b></p> <p> Clue: State who provides what and where</p>	<p><b>Location</b></p>	<p><b>Time and Frequency</b></p> <p> Clue: do not use vague terms (“as needed”, “may”, “should”)</p> <p> Clue: Goal, Time and Frequency is optional</p>
<b>Modifications</b>			
<p> Clue: Delineate needed modifications- what kind/type; why; how/extent; when, and who will make the modifications.</p> <p> Clue: It must specify how much reduction for tests and assignments</p> <p> Clue: be specific enough so if the child moved you would know what they need</p>	<p><b>Provider Title</b></p>	<p><b>Location</b></p>	<p><b>Time and Frequency</b></p> <p> Clue: do not use vague terms (“as needed”, “may”, “should”)</p> <p> Clue: Goal, Time and Frequency is optional</p>
<b>Support for School Personnel</b>			
<p> Clue: Support for School Personnel must be clearly delineated as to what the service will be, why, who will be giving it, etc...</p> <p> Clue: Consultative services (adult to adult) do not belong in SDI but in Support for School Personnel. Usually a service provider would provide consultative services in conjunction with some direct service to the student, even if a minimum.</p> <p> Clue: Consultative services should not stand alone, there must be some SDI that is delivered to the student from an IS or related service provider – otherwise it would be questionable why the student is on an IEP.</p> <p> Clue: Services delivered by an Aide belong in Support for School Personnel not SDI or related services</p>	<p><b>Provider Title</b></p>	<p><b>Location</b></p> <p> Clue: Goal, Time, Location and Frequency is optional</p>	<p><b>Time and Frequency</b></p> <p> Clue: Goal, Time, Location and Frequency is optional</p>
<b>Services to Support for Medical Needs</b>			
<p> Clue: Be as specific as possible.</p>	<p><b>Provider Title</b></p>	<p><b>Location</b></p> <p> Clue: Goal, Time and Location is optional</p>	<p><b>Time and Frequency</b></p> <p> Clue: Goal, Time and Location is optional</p>