

ACCOUNTABILITY INFORMATION REQUIRED BY THE FEDERAL NO CHILD LEFT BEHIND ACT

The information below is used to determine the Adequate Yearly Progress designation for your school. A school is designated as *Not Meeting AYP* if any indicator is determined to be *Not Met*. The Student Achievement and Student Participation ratings are based on 2003-2004 and 2004-2005 Oregon Statewide Assessments for the students in your school identified as enrolled for a full academic year. The statewide goal for the minimum percentage of students expected to meet or exceed standards is 50% in English/Language Arts and 49% in Mathematics. Student Participation is expected to be 95% or greater. The statewide goal for the minimum graduation rate is 68.1%. The statewide goal for the minimum attendance rate is 92.0%. For more information, please view documents at www.ode.state.or.us/data/reportcard/reports.aspx

STUDENT GROUP	STUDENT ACHIEVEMENT		STUDENT PARTICIPATION		ATTENDANCE
	ENGLISH/LANGUAGE ARTS	MATHEMATICS	ENGLISH/LANGUAGE ARTS	MATHEMATICS	
Race/Ethnicity					
White	MET	MET	MET	MET	MET
African American/Black	NA	NA	NA	NA	NA
Hispanic	NA	NA	NA	NA	NA
Asian/Pacific Islander	NA	NA	NA	NA	NA
Am. Indian/Alaskan Native	NA	NA	NA	NA	NA
Multi-Racial/Multi-Ethnic	NA	NA	NA	NA	NA
Special Education	MET	MET	NOT MET	MET	NA
Limited English Proficient	NA	NA	NA	NA	NA
Economically Disadvantaged	MET	MET	MET	MET	MET
All Students	MET	MET	MET	MET	MET

NA Too few test scores or students to determine a rating.

--- No data available

Department of Education Notes

LOCAL INFORMATION PROVIDED BY YOUR SCHOOL OR DISTRICT

2004-2005 School Report Card

OBSIDIAN
MIDDLE SCHOOL



Dear Parents and Community Members,

October 13, 2005

The Oregon Department of Education is proud to issue the seventh annual school report card. As Oregon schools and districts continue to face many challenges, educators remain committed to providing the highest quality education for Oregon students. This year you will find two ratings displayed on this report card: an Oregon rating and a federal rating required by the No Child Left Behind Act. The report card is not meant to tell you everything about your school, but it offers a starting point for discussions about where improvement might be needed and for celebrating successes in education for Oregon's children.

Susan Castillo, State Superintendent of Public Instruction

Federal Adequate Yearly Progress Rating: NOT MET

DID NOT MEET MET
See rating details on back page

Oregon Report Card Overall Rating: SATISFACTORY



SCHOOL AT A GLANCE



Testing Participation

School Characteristics Rating: **EXCEPTIONAL**

	School	State
Participation in 2004-2005 Statewide Assessment	95.5%	97.9%

English Language Learners

	School
Percentage of Students in ESL Programs	4.4%

School Size

	School
Number of Students	733

Expulsions

	School	State
Number of Expulsions Due to Weapons	0	401

Staffing

	School
Administrators (FTE)	2.0
Teachers (FTE)	35.8
• Average Years of Experience	15.5
• With a Master's Degree or Higher	46.4%
• With Emergency or Provisional Credential as of September 7, 2005	0.0%
• Classes Taught by Teachers Who Meet Federal Definition of Highly Qualified Teacher	82.4%
Instructional Assistants (FTE)	9.3
Other Staff (FTE)	7.5

Department of Education Notes

SCHOOL RATINGS AND SUPPORTING DATA

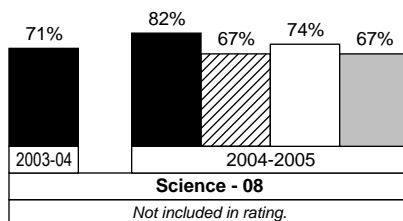
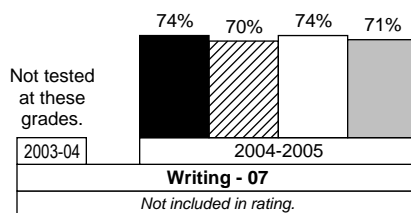
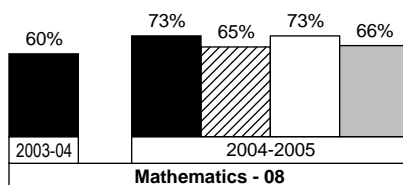
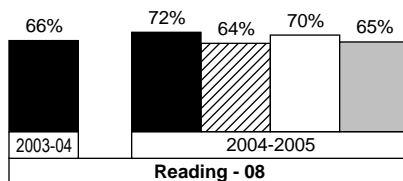
Academic Achievement

Student Performance Rating: **SATISFACTORY**

Percentage of Students Meeting Standards

The graphs below show the percentage of students in your school that met or exceeded the state standards on Oregon Statewide Assessments during the last two school years. District, state, and comparison school averages are displayed. Comparison schools are Oregon schools with similar demographics.

■ School ▨ Comparison Schools □ District ■ State



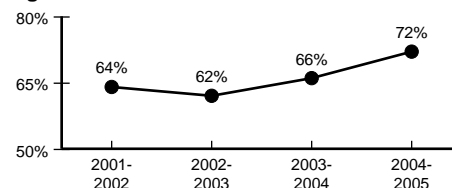
Improvement Assessments and Attendance

Improvement Rating: **STAYED ABOUT THE SAME**

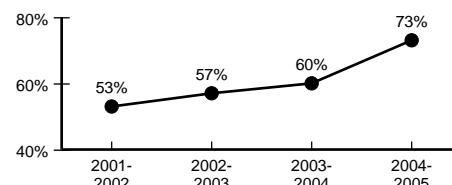
Four-Year Improvement

The graphs below show change during the past four years in the percentage of students meeting standards on Reading and Math Knowledge and Skills Statewide Assessments and in attendance. Improvement ratings are described by one of the following: Improved, Stayed About the Same, or Declined.

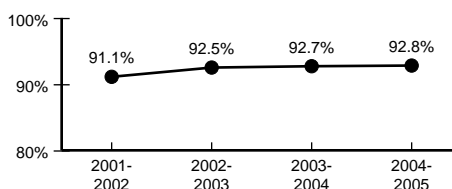
Reading



Mathematics



Attendance



Attendance

Student Behavior Rating: **SATISFACTORY**

Attendance	School	District	State
2003-2004	92.7%	92.6%	94.2%
2004-2005	92.8%	92.6%	94.4%

SCHOOL RATINGS AND SUPPORTING DATA

Statewide Assessments

The table below shows the percentage of students in your school that exceeded, met, or did not meet state standards and participated in 2004-2005 Oregon Statewide Assessments. English/Language Arts includes Reading and Writing tests. For more information, see www.ode.state.or.us/search/results/?id=233

STUDENT GROUP	STUDENT ACHIEVEMENT						STUDENT PARTICIPATION	
	ENGLISH/ LANGUAGE ARTS			MATHEMATICS			ENGLISH/ LANGUAGE ARTS	MATHEMATICS
Race/Ethnicity	EXCEEDED %	MET %	NOT MET %	EXCEEDED %	MET %	NOT MET %	%	%
White	4.7	18.6	76.7	22.6	32.1	45.3	95.7	96.4
African American/Black	*	*	*	*	*	*	80.0	100.0
Hispanic	42.9	14.3	42.9	16.7	33.3	50.0	100.0	100.0
Asian/Pacific Islander	*	*	*	*	*	*	100.0	100.0
American Indian/Alaskan Native	---	---	---	*	*	*	---	100.0
Multi-Racial/Multi-Ethnic	---	---	---	---	---	---	---	---
Male	14.4	31.9	53.7	33.6	31.1	35.3	91.2	98.3
Female	16.8	37.4	45.8	35.7	34.1	30.2	97.2	97.7
Talented and Gifted	40.0	45.0	15.0	84.2	15.8	0.0	97.6	100.0
Students with Disabilities	0.0	10.2	89.8	0.0	8.7	91.3	86.0	92.0
Migrant	---	---	---	---	---	---	---	---
Limited English Proficient	3.6	10.7	85.7	15.4	23.1	61.5	93.9	87.5
Economically Disadvantaged	13.4	25.4	61.2	24.4	33.3	42.3	93.7	98.7
All Students	15.6	34.7	49.7	34.7	32.7	32.7	94.2	98.0

* Not displayed to protect student confidentiality.

--- No data available

Department of Education Notes

For more information, please view documents at www.ode.state.or.us/sfda/reports.aspx

For more information, contact the Oregon Department of Education at report.card@state.or.us or 503-378-3600 x2287