


# 2017-2018 Special Education Report

**FOREST GROVE  
 SCHOOL DISTRICT**



April 2019

Dear Parents, Families and Community Members,

The Oregon Department of Education is proud to issue the thirteenth annual special education report. Reported indicators and targets correspond to the information in the State Performance Plan (SPP) for Special Education that is required by the United States Department of Education.

As Oregon schools and districts continue to face many challenges, educators remain committed to providing the highest quality education for Oregon students. This report is not meant to tell you everything about your district, but it offers a starting point for discussions about where improvement might be needed and for celebrating successes in education for all of Oregon's children.

Sincerely,

Colt Gill, Director, Oregon Department of Education

LOCAL INFORMATION PROVIDED BY YOUR DISTRICT	

## DISTRICT INFORMATION

Students Graduating 2016-2017	District	State Target	Least Restrictive Environment	District	State Target
Students with IEPs graduating with regular diploma: four-year cohort rate	62.7%	81.0% or more	Students included in regular class 80% or more of day	76.9%	73.0% or more
Students with IEPs graduating with regular diploma: five-year cohort rate	63.8%	84.0% or more	Students included in regular class less than 40% of day	5.0%	10.6% or less
			Students served in public or private separate schools, residential placements, or homebound / hospital	1.9%	1.8% or less
High School Dropout 2016-2017	District	State Target	<b>Special Education</b> §300.39(a) Special education means specially designed instruction, at no cost to the parents, to meet the unique needs of a child with a disability.  <b>LRE = Least Restrictive Environment</b> 20 U.S.C. 1412(a)(5) and §300.114(2)(i)&(ii) To the maximum extent appropriate, children with disabilities, including children in public or private institutions or other care facilities, are educated with children who are nondisabled; and special classes, separate schooling, or other removal of children with disabilities from the regular educational environment occurs only if the nature or severity of the disability is such that education in regular classes with the use of supplementary aids and services cannot be achieved satisfactorily.		
Students with IEPs dropping out	4.2%	3.2% or less			
Timeline for Eligibility	District	State Target			
Students with parental consent to evaluate who were evaluated and eligibility determined within 60 school days	95.8%	100.0%			
<b>IEP = Individualized Education Program</b> A written statement for a child with a disability that is developed, reviewed, and revised by an IEP Team.					
<b>Department of Education Notes</b> * Not displayed because at least 6 students are needed to maintain confidentiality.					

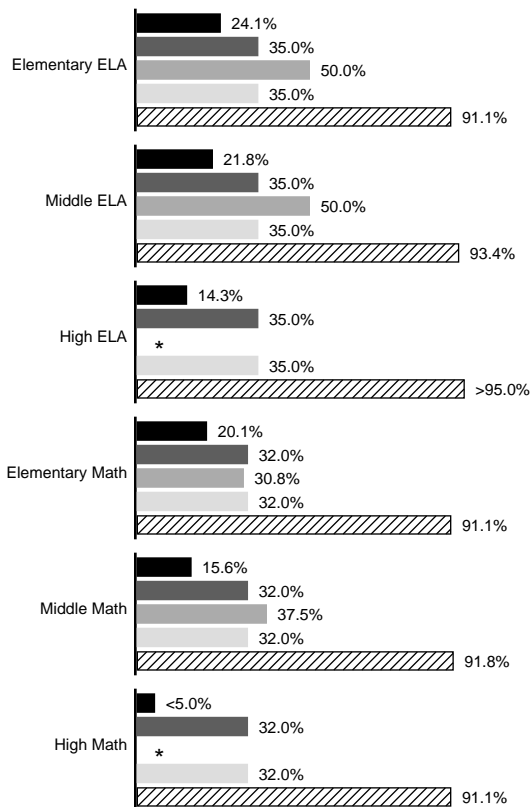
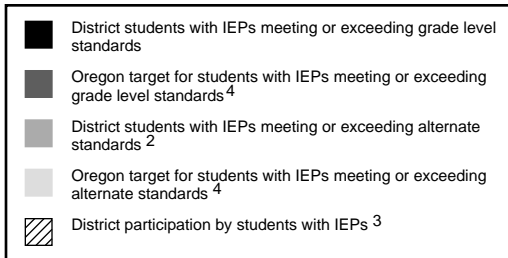
For more information, contact your local school or district.

## DISTRICT INFORMATION

### Academic Achievement

#### Percentage of Students Meeting Standards

The graphs below show the percentage of students in your district that met or exceeded the state standards on Oregon's Smarter Balanced Assessments<sup>1</sup> during the last school year. In 2017-2018, Math included a knowledge and skills assessment for each student in grades 3-8 and 11; English Language Arts included a reading and skills assessment for each student in grades 3-8 and 11.



### Post-Secondary Outcomes

Youth who are no longer in secondary school, had IEPs at the time they left school, and, within one year of leaving high school, were

	District	State Target
Enrolled in higher education	23.1% <sup>10</sup>	31.0%
Enrolled in higher education or competitively employed	53.8% <sup>10</sup>	55.5%
Enrolled in higher education or in other post-secondary education or training program; or, competitively employed or in other employment	61.5% <sup>10</sup>	72.0%

### Suspension / Expulsion 2016-2017

	District	State Target
District identified with significant discrepancy in rate of suspension / expulsion for more than 10 days	No	Note <sup>7</sup>
District identified with a significant discrepancy, by race or ethnicity, in rate of suspension / expulsion for more than 10 days; and, policies, procedures, or practices contribute to the significant discrepancy and do not comply with requirements relating to the development and implementation of IEPs, the use of positive behavioral interventions and supports, and procedural safeguards	No	Note <sup>7</sup>

### IEP = Individualized Education Program

A written statement for a child with a disability that is developed, reviewed, and revised by an IEP Team.

### Department of Education Notes

- \* Not displayed because at least 6 students are needed to maintain confidentiality.
- <sup>NA</sup> Too few test scores or students to determine a rating.

For more information, contact the Oregon Department of Education, Office of Student Services at 503-947-5600

## DISTRICT INFORMATION

### Secondary Transition

Youth aged 16 and above with IEPs that included the following: appropriate, measurable post-secondary goals that are annually updated and based upon an age-appropriate transition assessment; transition services, including courses of study, that will reasonably enable the student to meet the post-secondary goals; and annual IEP goals related to the student's transition services needs; and, the district provided evidence that, for the IEP team meeting in which transition services were discussed, the student was invited and, if appropriate, a representative of any participating agency was invited with prior consent of the parent or student who has reached the age of majority

	District	State Target	Students Receiving Special Education Services	District	State Target
Secondary Transition	100.0%	100.0%	District identified with disproportionate representation of racial and ethnic groups in special education and related services that is the result of inappropriate identification	No	No
			District identified with disproportionate representation of racial and ethnic groups in specific disability categories that is the result of inappropriate identification	No	No
			<b>Parent Survey Results</b>	<b>District</b>	<b>State Target</b>
			Parents who report schools facilitated parent involvement as means of improving services and results <sup>6</sup>	78.9% <sup>13</sup>	77.73%

### Department of Education Notes

- <sup>1</sup> Data displayed reflect participation in regular statewide assessment (Oregon's general assessment) with and without one or more approved accommodations.
- <sup>2</sup> Results from the alternate statewide assessment measured against alternate achievement standards (Oregon's Extended Assessment) are not comparable to results from Oregon's Smarter Balanced Assessment.
- <sup>3</sup> All assessments are included in the 95% Federal participation target. Oregon does not measure the alternate statewide assessment against grade level standards.
- <sup>4</sup> The state target is based on an annual percentage increase in the number of districts that met the criteria.
- <sup>6</sup> All parents are not surveyed. A sampling of parents complete the Oregon Parent Survey.
- <sup>7</sup> The state target is based on an annual percentage reduction in the number of districts identified with a significant discrepancy. A "No" for the district is preferred.
- <sup>10</sup> The district response rate for students successfully contacted for the Oregon Post-Secondary Outcomes survey was less than 50.0%. These data should be interpreted with caution.
- <sup>13</sup> Data displayed are Parent Survey data collected in 2016-2017 from a sampling of parents in your district.

For more information, please view documents at: [www.oregon.gov/ode/schools-and-districts/reportcards/SpEdReportCards/Pages/default.aspx](http://www.oregon.gov/ode/schools-and-districts/reportcards/SpEdReportCards/Pages/default.aspx)