

ACCOUNTABILITY INFORMATION REQUIRED BY THE FEDERAL NO CHILD LEFT BEHIND ACT

The information below is used to determine the Adequate Yearly Progress designation for your school. A school is designated as *Not Meeting AYP* if any indicator is determined to be *Not Met*. The Student Achievement and Student Participation ratings are based on 2002-2003 and 2003-2004 Oregon Statewide Assessments for the students in your school identified as enrolled for a full academic year. The statewide goal for the minimum percentage of students expected to meet or exceed standards is 40.0% in English/Language Arts and 39.0% in Mathematics. Student Participation is expected to be 95.0% or greater. The statewide goal for the minimum graduation rate is 68.1%. The statewide goal for the minimum attendance rate is 92.0%. For more information, please view documents at www.ode.state.or.us/data/reportcard/reports.aspx

STUDENT GROUP	STUDENT ACHIEVEMENT		STUDENT PARTICIPATION		ATTENDANCE
	ENGLISH/LANGUAGE ARTS	MATHEMATICS	ENGLISH/LANGUAGE ARTS	MATHEMATICS	
Race/Ethnicity					
White	MET	MET	MET	MET	---
African American/Black	NA	NA	NA	NA	---
Hispanic	NA	NA	NA	NA	---
Asian/Pacific Islander	NA	NA	MET	MET	---
Am. Indian/Alaskan Native	NA	NA	NA	NA	---
Multi-Racial/Multi-Ethnic	NA	NA	NA	NA	---
Special Education	MET	MET	MET	MET	---
Limited English Proficient	NA	NA	NA	NA	---
Economically Disadvantaged	MET	MET	MET	MET	---
All Students	MET	MET	MET	MET	MET

NA Too few test scores or students to determine a rating.

--- No data available

Department of Education Notes

LOCAL INFORMATION PROVIDED BY YOUR SCHOOL OR DISTRICT

2003-2004 School Report Card

SAMPLE
ELEMENTARY SCHOOL



Dear Parents and Community Members,

December 7, 2004

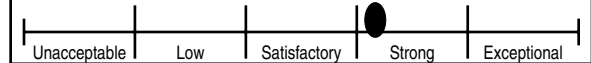
The Oregon Department of Education is proud to issue the sixth annual school report card. As Oregon schools and districts continue to face many challenges, educators remain committed to providing the highest quality education for Oregon students. This year you will find two ratings displayed on this report card: an Oregon rating and a federal rating required by the No Child Left Behind Act. The report card is not meant to tell you everything about your school, but it offers a starting point for discussions about where improvement might be needed and for celebrating successes in education for Oregon's children.

Susan Castillo
Susan Castillo, State Superintendent of Public Instruction

Federal Adequate Yearly Progress Rating: MET

DID NOT MEET MET
See rating details on back page

Oregon Report Card Overall Rating: STRONG



SCHOOL AT A GLANCE



Testing Participation

School Characteristics Rating: **EXCEPTIONAL**

Grade 03, 05	School	State
Participation in 2003-2004 Statewide Assessment	100.0%	99.7%

School Size	School
Number of Students	393

English Language Learners	School
Percentage of Students in ESL Programs	10.3%

Elementary Class Size	Number of Classes in School	School	State
Fewer than 20 Students	5	25.0%	20.2%
20-25 Students	9	45.0%	40.6%
26-30 Students	6	30.0%	32.4%
More Than 30 Students	0	0.0%	6.8%

Expulsions	School	State
Number of Expulsions Due to Weapons	0	392

Staffing	School
Administrators (FTE)	1.0
Teachers (FTE)	21.8
• Average Years of Experience	19.9
• With a Master's Degree or Higher	69.6%
• With Emergency or Provisional Credential as of October 8, 2004	0.0%
• Classes Taught by Teachers Who Meet Federal Definition of Highly Qualified Teacher	100.0%
Instructional Assistants (FTE)	4.3
Other Staff (FTE)	7.3

Department of Education Notes

SCHOOL RATINGS AND SUPPORTING DATA



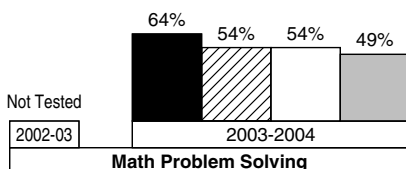
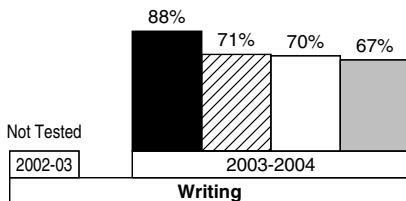
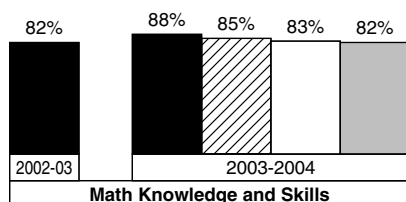
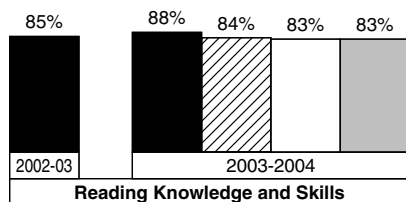
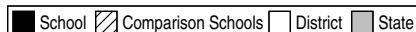
Academic Achievement

Student Performance Rating: **STRONG**

Percentage of Students Meeting Standards

The graphs below show the percentage of students in your school that met or exceeded the state standards on Oregon Statewide Assessments during the last two school years. District, state, and comparison school averages are displayed. Comparison schools are Oregon schools with similar demographics. Writing and Math Problem Solving results are not included in school ratings.

Grade **03, 05**



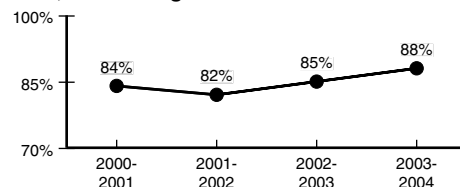
Improvement Assessments and Attendance

Improvement Rating: **STAYED ABOUT THE SAME**

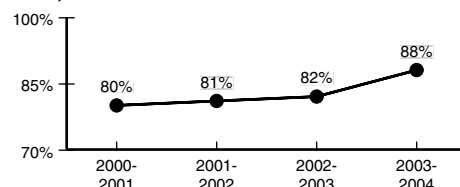
Four-Year Improvement

The graphs below show change during the past four years in the percentage of students meeting standards on Reading and Math Knowledge and Skills Statewide Assessments and in attendance. Improvement ratings are described by one of the following: Improved, Stayed About the Same, or Declined.

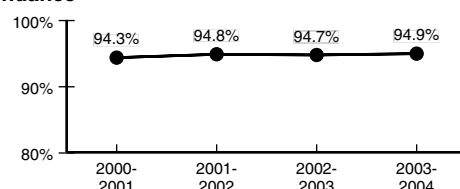
Grade 03, 05 Reading



Grade 03, 05 Mathematics



Attendance



Attendance

Student Behavior Rating: **STRONG**

Attendance	School	District	State
2002-2003	94.7%	93.9%	93.9%
2003-2004	94.9%	92.9%	91.4%

SCHOOL RATINGS AND SUPPORTING DATA

Statewide Assessments

The table below shows the percentage of students in your school that exceeded, met, or did not meet state standards and participated in 2003-2004 Oregon Statewide Assessments. For more information, see www.ode.state.or.us/search/results/?id=233

STUDENT GROUP	STUDENT ACHIEVEMENT						STUDENT PARTICIPATION	
	ENGLISH/ LANGUAGE ARTS			MATHEMATICS			ENGLISH/ LANGUAGE ARTS	MATHEMATICS
	EXCEEDED %	MET %	NOT MET %	EXCEEDED %	MET %	NOT MET %	%	%
White	38.5	40.5	20.9	34.0	47.3	18.7	100.0	100.0
African American/Black	15.4	46.2	38.5	23.1	53.8	23.1	100.0	100.0
Hispanic	12.5	43.8	43.8	5.9	47.1	47.1	100.0	100.0
Asian/Pacific Islander	13.6	40.9	45.5	21.7	43.5	34.8	100.0	100.0
American Indian/Alaskan Native	*	*	*	*	*	*	100.0	100.0
Multi-Racial/Multi-Ethnic	---	---	---	---	---	---	---	---
Male	30.1	38.7	31.2	24.2	47.4	28.4	100.0	100.0
Female	33.3	44.4	22.2	33.6	47.3	19.1	100.0	100.0
Students with Disabilities	10.0	30.0	60.0	12.9	32.3	54.8	100.0	100.0
Migrant	*	*	*	*	*	*	100.0	100.0
Limited English Proficient	5.6	27.8	66.7	5.0	40.0	55.0	100.0	100.0
Economically Disadvantaged	5.7	45.3	49.1	12.5	46.4	41.1	100.0	100.0
All Students	31.8	41.8	26.4	29.3	47.3	23.4	100.0	100.0

* Not displayed to protect student confidentiality.

--- No data available

Department of Education Notes